

Leadership Manual Volume 2

Beach Club

Essentials



making
Jesus cool
at school!





I rejoice at Your word as one who finds great treasure.

(Psalm 119:162)

God's word is the greatest treasure on earth and it is the centerpiece of KiDs Beach Club®

Get creative and make this the most special and fun Beach Club® day of the year!

Let us and thousands of Beach Club® supporters celebrate with you by sending your photos and videos to photos@kbcmail.org or you can share them in your social media posts by tagging **@KiDsBeachClub** and using hashtags:

#GreatTreasureDay #GiveKiDsBibles #MyKBCBible

When taking photos or video with your smart phone to share with KBC, please remember to turn the device on its side so that the long edge is parallel to the floor.

It's a great way for all of our Beach Clubs® to share ideas with each other!

WE GIVE A BIBLE TO
Every CHILD IN *Every*
BEACH CLUB®!

KiDsBeachClub.org/Great-Treasure-Day

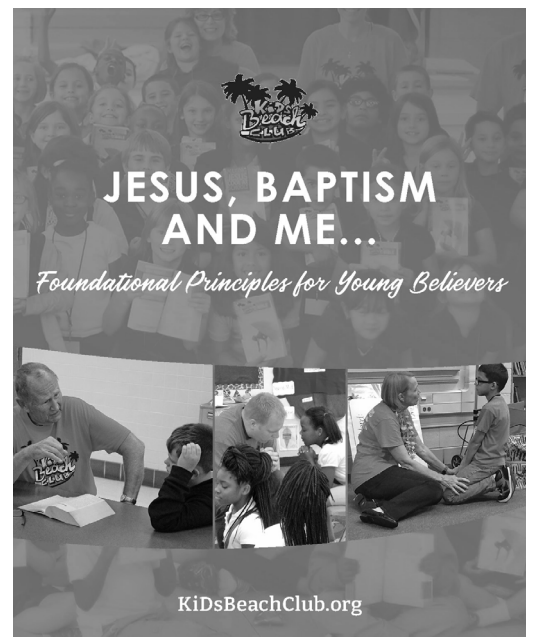
Jesus, Baptism and Me...

This self-guided study guide is a valuable tool to help KBC volunteers and parents prepare younger children for this important step of faith — **following Jesus Christ in Baptism.**

Go to **KiDsBeachClub.org/Surf-Shop** to purchase a pack of 10 books for just \$20

or

download the document for free on the Club Leader Tools Page at **KiDsBeachClub.org/Club-Leader-Tools**



Volume 2: Beach Club® Essentials



Leadership Manual

the
“Nuts & Bolts”
of Beach Club®

Leadership Manual

the “Nuts & Bolts” of Beach Club®

©Copyright 2012. by KiDs Beach Club® Revised July 2024

ACKNOWLEDGEMENTS:

The KiDs Beach Club® Leadership Manual is developed from a summary and adaptation of materials developed by Jack Terrell, the staff of KiDs Beach Club® and other Beach Club® leadership. It contains concepts, strategies and diagrams specific to the establishment of a Beach Club®.

No part of this publication may be reproduced, translated or transmitted, in any form or by any means to be sold for profit by others, apart from the copyright holder and its designated affiliates. However, any KiDs Beach Club® leader may adapt or copy these materials for the internal training of their own Beach Club® team.



KiDs Beach Club®

Mailing Address
P.O. Box 635
Eules, TX 76039-0635

Shipping Address
404 Racquet Club Blvd
Bedford, TX 76022

Main: 817-510-5885
Support: 817-789-6297

KiDsBeachClub.org



Message from our Club Relations Director

Welcome!

Thank you for choosing to serve with KiDs Beach Club® as a change agent in the lives of children, their school, families and community.

God loves to transform lives and He allows us to play a part. As a KBC volunteer, you stand in the gap, providing access to the Bible, the gospel, and most importantly, Jesus, at school. You also heed the call to love God and others (Luke 10:27) while going and making disciples (Matthew 28:19-20).

I pray the following information will encourage, equip and empower you to effectively prepare to impact children for God's kingdom and His glory!

May God bless you and your team this year as we all aim to continue Making Jesus Cool at School™!

Tammy Terrell

Club Relations Director, KiDs Beach Club®

"How beautiful are the feet of those who bring good news!"

Romans 10:15



Table of Contents

Section 1 – Getting Started
 Sharing Christ in Public Schools 7
 Statement of Faith..... 8
 Your Beach Club® Team 9

Section 2 – What is Beach Club®?
 Large Group/Small Group Model.....12
 Typical Beach Club® Schedule..... 13
 Surf Teams: It's All About Relationships.....14
 Worship: Pointing Hearts Toward God.....16
 Memory Link: Learning God's Word17
 Bible Connection: Presenting God's Truth..... 18
 Review Games: Making It Stick..... 20

Section 3 – All About Kids
 Who Are Beach Club® KiDs? 22
 Make the Most of the Beach Theme 23
 What KiDs Learn in Beach Club® 24
 The Bible: God's Word is a Treasure 24
 Great Treasure Day..... 25
 Character Words: Teaching God's Character to KiDs 25
 The Gospel: Guiding KiDs Toward Jesus..... 27
 Quick Tips for Managing Behavior..... 30
 What About KiDs with Special Needs?..... 33

Section 4 – Foundations for a Healthy Beach Club®
 Lifeguards: Supporting in Prayer 34
 Volunteer Teams: The Key to Beach Club® Success..... 35
 Volunteer Screening, Training and Support 36
 Hands-On Bible Learning 37
 School/Church Partnerships 39
 Above and Beyond 40

Section 5 – Safety and Security
 Child Protection Definitions and Laws..... 42
 KiDs Beach Club® Child Protection Policy 44
 Selection and Screening Process..... 44
 Supervisory Requirements for All Persons Working With Children at KBC 46
 Reporting & Responding to Alleged Child Abuse or Neglect..... 47
 Child Welfare Contacts - KBC States 50





Section 1

Getting Started

Sharing Christ in Public Schools

KiDs Beach Club® is a multi-dimensional ministry that serves as a bridge between churches and schools. Every element of KiDs Beach Club® fosters positive relationships and establishes ongoing partnerships between churches and schools to benefit the whole community. We open the door for leaders, like you, to boldly enter the mission field of a public school to connect KiDs to Christ and put Bibles in their Hands.

Is it legal to be meeting after school on public school campuses?

Yes, under the 1984 Equal Access law, which was upheld by a United States Supreme Court decision in 2001, there must be fair and equal access granted to KiDs Beach Club®. If a school district has any after-school clubs or activities then by law it must grant all groups equal access. There can be no discrimination based up on the club/organization's religious affiliation.



Statement of Faith

We believe that the Bible is the authoritative and infallible revelation from God to man.

We believe that God eternally exists in three persons - the Father, the Son and the Holy Spirit - and that these three are one God, having the same nature, attributes and perfection, and worthy of the same worship and obedience.

We believe that man was originally created in the image of God but has fallen through sin, and as a consequence, has separated himself from God, being dead in sin. Man is now essentially and unchangeably unholy apart from divine grace.

We believe that Jesus Christ was sent by God the Father to manifest God to man and to become the Redeemer of a lost world. Jesus was born of the virgin, Mary, lived a sinless life, and voluntarily accepted the Father's will and became the sacrificial Lamb to take away the sins of man through His death on the cross. On the third day after his burial, He rose again and was received into heaven where He now rules over all things and makes intercession for His people.

We believe in the Holy Spirit, who indwells each believer at the moment of their conversion and empowers believers to live the Christian life and give service to God.

We believe all who are united to the risen and ascended Christ are members of His Church regardless of denominational affiliation. Having become members one of another, all are under solemn duty to keep the unity of the Spirit in the bond of peace, rising above sectarian differences and loving one another with a pure heart.

We believe that the local church is the primary instrument of God in the world today for the purpose of Biblical teaching, corporate worship, encouragement, fellowship, discipleship, evangelism and missions. Christians should make a commitment to a local church where they can be spiritually fed, connect with other ministries, and practice Biblical stewardship.

We believe that Christians are called to walk not after the flesh but after the Spirit, and so living in the power of the Spirit they will not fulfill the desires of the flesh. The flesh with its fallen nature needs to be kept constantly in subjection to Christ, so as not to come forth in our lives and bring dishonor to the Lord. In the spirit of Christ, Christians should oppose racism, every form of greed, selfishness, and vice, and all forms of sexual immorality, including adultery, homosexuality, and pornography.

We believe in the Biblical definition of marriage, which is the union between one man and one woman in covenant commitment.

We believe that after death those who have trusted in the Lord Jesus Christ shall be resurrected and be reunited with Christ in heaven. Those who have not believed in Christ will be separated from God forever.

We are an interdenominational ministry that seeks to serve and cooperate with all segments of the body of Christ. We realize that there is division in the body over the matter of speaking in tongues and the second indwelling of the Holy Spirit after conversion. Our policy is that these practices and teachings should not be a part of any KiDs Beach Club® activity to maintain harmony in the ministry.

Your Beach Club® Team

Beach Clubs® are led by teams of volunteers working together to provide a cohesive Bible teaching experience for kids. Depending on club size, volunteers may serve in multiple roles.

For the safety of kids, KiDs Beach Club® requires a minimum ratio of one (1) approved adult leader for every ten (10) kids. Smaller clubs may have fewer volunteers, each serving in multiple leadership roles, such as being both a Surf Team Leader and the Record Keeper. Large clubs typically have a separate person serving in each unique leadership role.

Church Coordinator

The point of contact between the school, the club, and KiDs Beach Club®, handling administrative details required for all KBC partnering churches. Church Coordinators are often, but not always, a minister on staff at the partnering church. Church Coordinators offer support and guidance to the club leadership.

Club Leader

Coordinates a volunteer team to provide activities of the Beach Club®. The Club Leader is the communication link between the partnering church and the partnering school. The Club Leader is accountable to both KiDs Beach Club® and the partnering church for implementing and maintaining all KBC policies and procedures. It is recommended this person not be a Surf Team Leader.

Record Keeper

Keeps careful records of attendance, professions of faith, and Bible distribution in the KiDs Online Management System™. The Record Keeper leads registration, check-in, and is responsible for nametags, providing attendance sheets, and reports to the church all the prospects, professions of faith, Bible recipients and follow-up.

Surf Team Leaders

Responsible for a surf team (small group) of up to ten (10) students and are the core of effective Beach Club® ministry. In addition to leading two small group segments (Get Connected Time and Surf Team Time), Surf Team Leaders sit with their surf teams during all large group activities.

The number of Surf Team Leaders needed depends on the number of kids in your club. The goal of a Surf Team Leader is to make a positive personal connection with each kid assigned to his or her surf team. You can maximize those personal connections between leaders and kids by providing plenty of Surf Team Leaders and keeping surf team sizes small.

Additional helps and detailed instructions for church coordinators and club leaders can be found in Volume 1: Administrative Guide.

Snack Queen/King

Secures the snacks by making sure they have been ordered or purchased in a timely manner. Coordinates with the Club Leader and/or Record Keeper to be made aware of any allergies. Schedules arrival of snacks, sets up the refreshment area, supervises consumption and ensures area is left clean.

Timekeeper

Keeps everyone on time so you can have smooth, successful transitions. It is important to stay on time in order to complete all elements of the Beach Club® curriculum.

Worship Leader

Selects and leads active and focused worship with the goal of pointing kids' attention toward God and preparing their hearts to hear the Bible teaching.

Memory Link Leader

Places an emphasis on the Bible by presenting a Bible skill, teaching the weekly memory verse and leading an active Bible memory game.

Bible Connection Leader

Presents a story from the Bible, making it come alive for kids and connecting it to the gospel of Jesus. This person should be a mature believer who is dynamic, engaging and has the gift of teaching.

Decision Counselors

Those people who are trained to counsel and pray with individual kids who may respond after Bible Connection. Typically, the Bible Connection Leader serves as the primary Decision Counselor. Surf Team Leaders can and should also be trained to talk with kids about a spiritual question or decision.

Review Game Leader

Prepares for and facilitates the Make-It-Stick Review Game Time, which is an active review of material learned in each session.

Additional helps and detailed instructions for record keepers can be found in Volume 3: Record Keeping Made Easy.



Teen Helpers

High school students ages 14-17 who wish to serve in a Beach Club® are called Teen Helpers. Teen Helpers may not lead their own surf team and do not count in the 1:10 adult-to-student ratio.


Outreach Leader

Coordinates the Beach Club® in connecting kids and families to the local partnering church. Follows up with students who make professions of faith, notifying their families and inviting them to the partnering church for ongoing discipleship.

Lifeguards

A group of people who are not able to serve weekly in the club, but commit to supporting the club in other ways, such as praying for kids, substituting as needed, helping with advance preparation, or participating in follow-up contacts of kids and families.





Section 2

What Is a Beach Club®?

What is Beach Club®?

Beach Clubs® are high-energy, fun-filled “kid-centered” clubs that meet after school for one hour, one day a week for 24 weeks. Beach Clubs® incorporate the truth of scripture every time they meet. This allows the character words taught in all public schools to be reinforced through the teaching of scripture. God's word is the greatest treasure on earth and it is the centerpiece of our ministry. We want every child to have their very own Bible to read, study, share and grow from, making a daily and eternal impact on their lives.

Beach Clubs® are “connectors” that link a partnering church with an approved public school. KiDs Beach Club® is the over-arching organizational umbrella allowing churches to have equal access to public schools.

Our Purpose – KiDs Beach Club® exists to partner with churches in reaching unchurched children and their families with the Gospel of Jesus Christ.

Our Vision – KiDs Beach Club® desires to provide every preteen boy and girl a Jesus experience.

Our Mission – KiDs Beach Club® empowers Christ followers to innovatively take the message of Christ to kids.

Our Methods:

Locally

- Mobilizing churches to connect with KiDs in their communities
- Sharing Christ in public schools through Beach Clubs®
- Putting Bibles into the hands of KiDs

Globally

- Utilizing media to present the Gospel in a preteen-friendly manner
- Resourcing KiDs to discover God's Word for themselves

Large Group/Small Group Model

In Beach Club®, kids participate in both large group and small group teaching times. These two different but complementary experiences create an environment that reaches kids' hearts and makes God's word exciting and relevant.

“ I'm making a difference. These kids are learning the truth. They need to know the truth and they're getting that now. I love Beach Club® because it changes kids' lives. ”

Lauren Reed,
Mesquite, Texas

















Think Big

The energy created by a large group environment brings excitement to teaching time and worship and speaks directly to kids in relevant ways. Large group time assures that all kids receive the same consistent message. Creative teaching is done in a way that brings the Bible to life for kids. There's an energy that keeps kids coming back week after week. Large group teaching elements in Beach Club® include Worship, Memory Link, Bible Connection, and sometimes Make-It-Stick Review Games.

Think Small

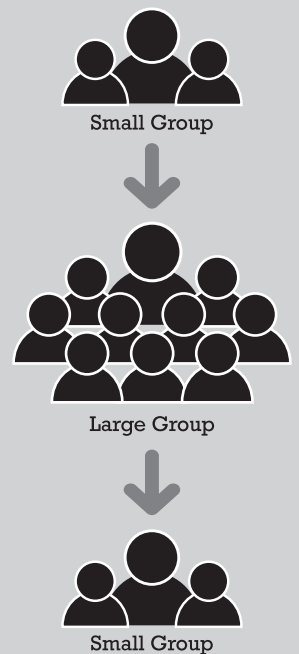
Surf teams create a sense of community for kids, fostering spiritual growth through caring adults who build relationships with them. Surf teams provide a safe place for kids to process what they've learned and share what's going on in their lives. Small groups create a sense of belonging that's often missing in kids today. Small group teaching elements in Beach Club® include Get Connected, Surf Team Time, and sometimes Make-It-Stick Review Games. Surf teams also sit together with their leaders during large group teaching times to further build community within the group and maintain a positive club atmosphere.

Typical Beach Club® Schedule

	Check-in / Get Connected (Small Group)	 10-15 MINUTES
	Worship (Large Group)	 10 MINUTES
	Memory Link (Small/Large Group)	 10 MINUTES
	Bible Connection (Large Group)	 10-15 MINUTES
	Surf Team Time (Small Group)	 5-10 MINUTES
	Make It Stick (Small/Large Group)	 5-10 MINUTES
	Dismissal	 10 MINUTES

All for one and one for all!

The Three Musketeers' motto provides an excellent picture of the large group/small group model. **All for one.** That's a team of volunteers all leading small groups to reach kids one by one with the hope of Christ. **One for all.** That's one large group leader focused on presenting Jesus to all the kids.



Surf Team Supplies

It is helpful for each Surf Team Leader to have a container with the following supplies:

- your Bible, preferably a KBC Explorer's Study Bible
- that week's Memory Link cards and "Hang 10" pages, enough copies for every kid in your surf team
- curriculum for that week
- notepad and pen or pencil for you
- additional pens & pencils for your surf team
- highlighters for kids to mark Bible verses
- index cards for kids to write prayer requests
- permanent marker
- name tags
- copy of Beach Club® rules & daily schedule
- treasure tickets, beach bucks, or punch cards if your club uses them

Tips for Surf Team Leaders

Pray for your kids each week. Pray over their prayer requests. Pray for each of them to respond to what they are learning and that they would come to accept Jesus Christ as their Lord and Savior.

Prepare for each session in advance. The more prepared you are, the more your kids will get out of their Beach Club® experience. Read the entire lesson so you know what to expect and how to help.

Call your kids and remind them to bring their Bibles or to see how they did on an important test. This shows the kids that you are thinking about them throughout the week and not just during club. Be sure to let parents know who you are and why you are calling their child.

Write kids a letter and let them know that you missed them when they were absent and that you were thinking about them and praying for them. Make postcards available for the kids to address for you.

You can really go the extra mile by visiting your kids. Stop by their home to meet their parents and drop off a treat. Eat lunch with them in the school cafeteria. Volunteer in their classrooms. Attend sporting events, band concerts, or other special events. Always connect with parents when making contact with their kids outside of club. Remember to let your Record Keeper know when you've made a connection so they can record it in the KiDs Online Management System™ (KOMST™).

Worship: Pointing Hearts Toward God

In KiDs Beach Club®, we want the music in your club's worship time to reflect the way your church chooses to worship God. This helps provide a familiarity for kids and their families when they visit your church. No matter the worship style you choose, here are a few things you should remember.

If you're given an opportunity to lead and teach and love on kids, especially in elementary school where they are just developing and figuring out who they are initially, this is the best time to get in and build those relationships now.

Katherine Criswell,
Richardson, Texas

Focus on God

It is the responsibility of the Worship Leader to narrow the students' attention, help them focus on God and prepare their hearts to hear from God. Be intentional when you prepare the order of worship, placing high energy songs first then gradually moving to quieter worship music.

Lead By Example

Remember that songs are tools and vehicles for worship. The video screen or mp3 player is not the worship leader; you are. The students will know if you are engaged in the worship time and the kids will follow your example of worship. Have fun and be willing to step out of your comfort zone.

Selecting Songs

Start your Worship Time with high-energy movement songs and transition to slower, reflective songs to channel energy and prepare kids for the teaching that follows Worship Time. Choose songs with simple lyrics that are memorable and easy to understand. Remember, Beach Club® is for preteen kids, so avoid "Sunday school" songs that are better suited for preschoolers and young children. Find out what songs your church's youth group sings and use some of them in your club. Keep in mind the language and culture of your Beach Club® kids, which might be quite different than your church.

Be Prepared

It is necessary for you to be prepared both mentally and spiritually. Prepare songs by learning lyrics, motions and scripture connects. Most importantly, prepare your heart. Remember, as the Worship Leader, you are leading by example and if you are not prepared spiritually you will mislead your students.

Involve Everyone

Do your best to get every kid and leader involved. Invite other leaders to spread out around the room, encouraging kids to participate and do the motions. Get in with the crowd and let them know that you are a worshipper with them. Invite kids to recommend their favorite praise and worship songs. Give opportunities for kids to choose songs from your "playlist." Enlist kids to help lead in worship by demonstrating motions and leading up front.

Logistics for Worship

Keep the worship area open with no chairs. This allows kids to have room to stand and do motions with the music. Surf Team Leaders should stay close to their surf teams to help kids stay focused and to monitor behavior.

Whether your club is high tech or low tech, provide lyrics the kids can read as you sing along. Assign another leader to forward lyric slides or hold lyric posters so your hands are free. Also assign someone to start and stop the music as you go from song to song.

Students learn by seeing and doing. So every time a student participates, they are being educated.

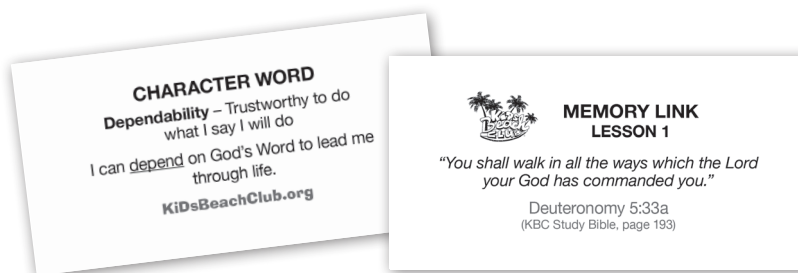


Avoid dead time. Be prepared with something to say or do during long introductions or musical interludes. Look for places in the songs to lead the children to shout out the words with you. Prepare music to transition smoothly from one song to the next. Transitioning is a great time for prayer.

Take time to teach the kids what the songs mean. Define unfamiliar words and explain “churchy” phrases that are probably unfamiliar to Beach Club® kids. Share a scripture that goes along with the song. Teach them that clapping, dancing, etc. are all ways to express our worship to God.

Memory Link: Learning God's Word

In Memory Link Time, kids get hands on with their Bibles to find, learn and memorize the verse for that week. An active game helps kids dig into learning and memorize each week's verse. Memory Link Time takes place in three parts: Focus on the Bible, Focus on Today's Memory Link, and Memory Link Activity.



Focus on the Bible

In this brief segment, kids learn something new about the Bible, such as a fact about the Bible or a study aid found in their KBC Bibles. Fun competitions between grade levels or genders emphasize the importance of kids having their Bibles at club every week. Of course kids will sometimes forget their Bibles, so encourage them to share with a neighbor. By using the Bible every week, kids will better grasp the value of God's word.

Focus on Today's Memory Link

Every week, kids should find and read that week's verse from the KBC Bible. Encourage them to mark the scripture in the Bible or the page of the Bible where the scripture is found. Briefly explain the verse to make sure they understand its meaning. Take time to define any unfamiliar words. Always link the verse to the character word or the Bible story.

Memory Link Activity

Keep your teaching time short (2 minutes) so kids have ample time (8 minutes) to play a game to help them memorize the verse. Repetition is the key. The more the kids repeat the verse the more likely they are to memorize it and hide it in their hearts.

If you choose to use motions for your worship songs, keep them simple and use the same motions for the same words in all the songs you use.

Children's Worship Resources:

hillsongkids.com
(Hillsong Kids)

seedsfamilyworship.com
(Seeds Family Worship)

unclecharlie.com
(Uncle Charlie Music
Missionary to Kids)

252basics.org (252 Basics)

christomlin.com
(Chris Tomlin)

jeremycamp.com
(Jeremy Camp)

thatrobguy.com
(Rob Biagi Music)

gofishguys.com/music
(Go Fish VBS Music)

deliberatekids.com
(Phil Joel)

amberskyrecords.com
(Amber Sky Records)

worshiphousemedia.com
(Creative Church)

jagee.org
(Jagee Melton)

forhiskidz.com
Dreds and Company
(Dawna Duke)

VBS Songs

Tips for Memory Link Leaders

Memory Link Time is not designed to be another Bible story time. Stick to teaching the verse and keep your teaching time short and to the point. Show respect to the other teachers in your club by staying within your allotted time.

Use visuals when you can. Think about hands-on, visual ways to teach the verse to kids:

- Print memory verse page from curriculum for each Surf Team Leader
- Print or purchase 13"x19" Memory Link Posters from Club Leader Tools page or KBC online store
- Write verse on poster board, whiteboard or use projector

KBC curriculum provides two memory link activities for you to choose from.

Games in the curriculum are designed to be played within surf teams. After the Memory Link Leader explains the game to everyone, Surf Team Leaders direct their surf teams to complete the activity within their small groups. Memory Link games are not typically designed to be competitive but as a fun way for every child to learn the verse.

Be prepared. Gather your supplies early and make sure everything you need is ready before club begins. That way you will not be scrambling to prepare. Before club, communicate to Surf Team Leaders which game you will be playing so they know what to expect.

Offer rewards for kids who memorize the verse. If your club uses treasure tickets or beach bucks, be sure their Surf Team Leaders give them to kids who learn that week's verse or can recite the verse from the previous week.

Bible Connection: Presenting God's Truth

Bible Connection Time is not just telling a story. It is presenting truth from God's word in such a way that kids listen and the Holy Spirit moves. KiDs Beach Club® lessons are built around true events about real people whose stories are recorded in the Bible. Always emphasize that God's word is truth.

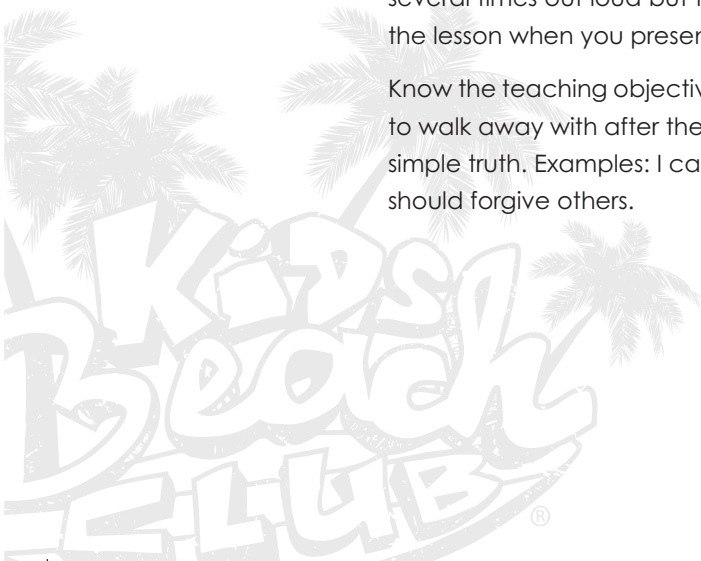
Emphasize that God's word is truth... every word!


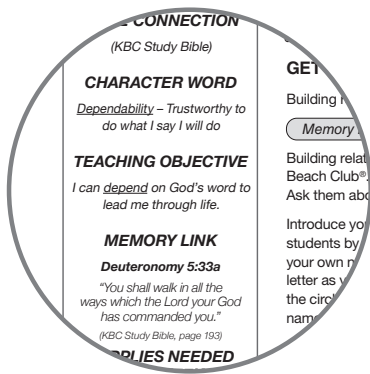
Pray and Study

Always begin your study time in prayer. Listen to God speak to you through your study. Ask Him to guide you to present His word to kids accurately and age appropriately.

Read the Bible story from the Bible on your own first. Know it. Study it. Cross reference it. The Bible is your textbook. The curriculum is merely a guide. Read the lesson from the curriculum several times out loud but then make it your own. Prepare so that you do not have to read the lesson when you present the story.

Know the teaching objective provided in the curriculum. It provides the one key truth for kids to walk away with after the lesson. Everything you teach and say should reinforce that one, simple truth. Examples: I can know that God is generous to me. Because God forgives me, I should forgive others.





Bible Connection Structure

Bible lessons begin with an introduction that catches the kids' attention, like an object lesson or silly activity. Keep the introductions brief, allowing plenty of time to dig into the Bible content and the Gospel Connection.

Kids should be hands on with their Bibles and encouraged to follow along as the story is told. As you teach, allow time for all kids to find verses and catch up to where you may be reading from the Bible.

Let the Bible be your outline for storytelling. Stick to scripture as you tell the story. Use caution not to add in details that aren't in God's word. Be careful not to embellish the story in such a way that it compromises the integrity of the scripture text.

Interact with kids as you tell the story. Pause during the story for short discussion. Do not let a child's question derail your story. You don't always have to call on every child who raises a hand.

Help kids understand that the Bible is not a collection of unrelated stories. Rather, it is one story about God's plan to redeem His people. Every story you share should clearly teach about God and point kids to the gospel of Jesus Christ.

Weave the gospel into every story and give kids an opportunity to respond to Jesus every week. An open invitation should always be available. "Behold, now is the accepted time; behold, now is the day of salvation." (2 Corinthians 6:2)

Tips for Bible Connection Leaders

Maintain Eye Contact. Know the lesson well enough that you can lift your head and make eye contact with each child as you teach. Avoid reading from the curriculum or burying your head in your Bible.

Keep Their Attention. When you sense you are losing the kids' attention, do a quick interactive review or introduce verbal feedback or change your vocal level or physical position. For example, move from standing to sitting.

Engage Kids. Lead kids to repeat key words or teach hand motions to key words. Kids can make sound effects, read aloud, and hold props. Involve as many kids as possible when you teach. Give kids envelopes to open or cards to read at certain times during the story. You can even lead kids to act out the story.

“ That is our real goal, to help the children find Jesus. Our time to do that with children is very limited and very short. They grow up so fast. ”

Sue Murphy,
Mesquite, Texas

Kids will be excited about God's word when you are excited about the lesson you are teaching from God's word.

Websites for Teaching Ideas:

- childrensministry.com
- letusteachkids.blogspot.com
- ministry-to-children.com
- preteenministry.net

Use Object Lessons. Practice your object lessons first. Be careful not to let your objects dominate the lesson or message.

Reward Good Behavior. Offer lots of praise for kids who are participating and paying attention. Toss out candies or treasure tickets to kids who are engaged and involved.

Work as a Team. Surf Team Leaders should sit with the kids in their surf teams during Bible Connection Time. Their role is to help kids follow along in their Bibles, manage behavior, and keep them focused on the leader. The Bible Connection Leader should be able to concentrate on teaching rather than stopping to correct behavior.

Review Games: Making It Stick


The purpose of the review game is to make learning stick in kids' minds and hearts, while leaving kids on a high-energy note at the end of club. Fun, active review games are played to reinforce the Bible lesson, character word, and memory link. Sometimes surf teams play against each other in the spirit of friendly competition.

Games are typically designed to be played within surf teams or with surf teams competing against each other. It is important to communicate to Surf Team Leaders before club so they know what to expect. Encourage all leaders to get involved in the games, either leading them or playing them with the kids.

Two review game options and a list of review questions are provided in every lesson.

Tips for Review Game Leaders

Make-It-Stick Time is a high-energy portion of club, so your energy level needs to project positive fun and friendly competition. You are in charge so don't let the competitive nature of kids, or leaders, leave a sour taste at the end of club.



MAKE IT STICK - REVIEW GAME


Playing a game to review today's Bible Connection and Character Word

Option 1 - SMASH THE CUP

Styrofoam cups

Prepare: Place two cups opposite each other on a counter or table for each set of teams. Form at least two teams to compete against each other. Then you can divide into two smaller teams.

One student from each team stands at the table with one hand above a cup and the other behind their back. A Surf Team Leader asks a review question. The first player to smash their cup onto the table correctly answers the question. If the other player answers incorrectly, the other player has a chance to answer. If neither can answer, the Surf Team Leader asks the question again. Continue until all of the review questions have been answered or as time allows. The team with the most correct answers wins the game.



Have a plan to calm kids back down after games to help facilitate an organized dismissal. Teach your kids a trigger word, like "Surf's Up!" that when kids hear it, they should freeze and give you their attention.

Sometimes the Bible Connection Leader does not cover every question. Be sure to listen carefully as the lesson is taught to make sure you know what questions you may need to adjust, add or delete.

Gather all your materials and supplies before club starts so you are free to participate in other elements of club and are not scrambling around during club and distracting kids.

Make note of games that work well for your club. Repeat those games on weeks that the games in the curriculum may not be quite right in your setting.

Be ready to make changes on the fly. Sometimes games do not work out like you think they will. Keep a smile on your face, stretch your adaptability and be flexible.

Consider building a game supply inventory over time. KiDs Beach Club® is sensitive to limited budgets and utilizes a small list of resources for clubs to purchase and use week after week. Those supplies include items like beach balls, plastic cones, hula hoops, fly swatters, pool noodles, bandanas, bean bags, jump ropes, balloons and soft foam balls. It may be worth the investment to buy higher quality in these items as they will be used often.

If your club uses treasure tickets or beach bucks, offer them as incentives for teams who win review games. Give them out to individuals who show good sportsmanship, know the answer to a difficult question or simply give their best in the game.

Websites for Game Resources:

childrensministry.com

preteenministry.net

youthpastor.com

thesource4ym.com

[minute-to-win-it games](#)





Section 3 All About Kids

“ It’s just amazing that we can do this and let them know that Jesus loves them, that God loves them and their family, and we can plant a seed here and then let God make it grow. ”

Georgia Dowdey,
Balch Springs, Texas

Students who frequently participate in structured non-school activities are more likely to join school clubs, prepare for class, and feel optimistic about their future. Beach Club® is a place where kids find acceptance, love and a place to belong.

Who Are Beach Club® Kids?

The vision of KiDs Beach Club® is to provide every preteen boy and girl a Jesus experience within the culture of their public school. Kids in Beach Club® are incredibly diverse ethnically, socioeconomically, culturally, physically, educationally, and so on. While each child is unique, they all share one common bond: they all have a Savior who loves them and wants to be their Forever friend.

In Matthew 19, you can read how moms and dads brought their children to Jesus to pray for and bless them. The disciples moved the parents away, not allowing them to see Jesus. This caused Jesus to rebuke His disciples. He scolded them and then commanded that the children be allowed to come to Him. Scripture provides a clear picture of how much Jesus loves and values kids. With this in mind, here are a few ways you can reflect Jesus' love and show value to the kids in your Beach Club®.

Learn about preteen culture. Become a student of the people group you are called to reach. Find out what TV shows and movies they are watching and watch a few episodes. Walk through the toy section at your local superstore. Notice what's printed on kids t-shirts. Read a magazine marketed to preteens. Talk to people who spend time with kids, like educators and parents. Read books, websites and blogs to help you understand what makes preteens tick. Become an informed missionary to your Beach Club® kids.

Get to know them. Every kid in your Beach Club® has unique needs, abilities, and dreams. Ask them questions and listen carefully to what they are saying. Find out what they enjoy and what stresses them out. Ask about their families, what activities they are involved in, and what they like about school. Be a safe person in their lives who will listen and offer support.

Acceptance, belonging and contribution. Make your Beach Club® a place where kids are accepted for who they are, feel a sense of belonging, and are given opportunities to contribute to others. You do that by treating kids with respect and trusting their ability to serve.

Offer hope in Jesus. There is a unique readiness in preteen kids to understand the gospel and receive salvation. Point to the Bible as the source for answers to questions, purpose for life and absolute truth. Share with kids that God created them and loves them and has a purpose for them. Explain that no problem is too big for God, including their sin problem. He can do the impossible!

Beach Club® kids are growing up in a culture that rejects the one true God and not only tolerates, but celebrates sin. You have the important job to present the absolute truth of God's word and point kids to the God who created them and loves them. There's no greater job than that. ®

Make the Most of the Beach Theme

KiDs Beach Club® is a place where kids have fun and find treasure from God's word. Weaving a beach theme into your club is a simple way to make Beach Club® extra special for kids.

What Kids See

Think about the things kids see during club. Printables, like name tags or rules posters, should include colorful beach imagery. In addition to wearing Beach Club® t-shirts, consider wearing a lei or a beach hat. Surf teams can sit on beach towels or blankets. KiDs Beach Club® provides PowerPoint templates/slides and our logo for your use. Surf team supplies can be carried in beach pails. The simple, creative ideas are endless.

Surf Team Names

It is important for surf teams to be readily identified and give kids a sense of community. Emphasize the beach theme in the way you name your surf teams. Examples: "super sharks," "jammin' jellyfish," "green sea turtles." Your leadership team can work together to brainstorm names that work to keep your teams organized and make Beach Club® fun.

Treasure Chest

Providing a treasure chest with simple prizes or non-tangible rewards is a great way to incentivize kids toward good behavior and club participation. Keep your treasure chest in a visible area to remind kids that prizes are available. When talking about the treasure chest, always emphasize that the greatest treasure of all is God's word.

Treasure Tickets

This weekly incentive provides instant rewards. Treasure tickets earned are placed in a drawing for candy or a small prize. Try not to give away a lot of candy on a regular basis. Draw winning tickets at the end of club every week. Keep it simple by purchasing inexpensive rolls of carnival tickets.

Beach Bucks

This is an incentive that builds over time. Kids keep their earned beach bucks in separate ziplock bags, labeled with their names. Kids collect beach bucks over a period of weeks, and use them to "buy" larger prizes from a "store." Designate when your "store" will be open and build excitement toward that day.

Name Tag Punch Cards

This is an incentive that builds over time much like the beach bucks. The name tag punch cards have KBC logos, stars, etc. around the edge. A student can earn a trip to the treasure chest once all stars have been hole-punched.

Many Beach Club® themed printable resources and templates are available for you to download from the KiDs Beach Club® website. Login to the Club Leader Tools page to find a variety of downloadable resources you can use in your club. Contact KiDs Beach Club® for your password.

Consider...

- Partnering with your school's reward system
- Encouraging students to cash in treasure tickets, Beach Bucks, punch cards, etc. at your church-based store to help connect Beach Club® families to your church

KiDs Beach Club® lessons are written by a team of trusted experts in child development and ministry to children from across the United States that include KBC staff, children's ministers, pastors, educators and KBC volunteers.

“ I cannot tell you how many kids told us, ‘I don’t get things that are brand new. I have never had a book, period, that was brand new. And they got these Bibles and they’re beaming and it is just amazing. These Bibles have become precious items to these kids that they hold on to.”

Molly Greenlee,
Irving, Texas

Ways kids can earn tickets/bucks/punches/special privileges

- Following Beach Club® rules
- Bringing a Bible
- Bringing Hang 10
- Wearing a KBC t-shirt
- Bringing a friend (with completed registration)
- Reciting the memory verse
- Listening during Bible Connection Time
- Club Participation
- Winning memory link activities or review games.
- Good manners/behavior
- Random acts of kindness

What Kids Learn in Club

We are intentional to focus learning in Beach Club® on three areas. Each of these areas of focus are smoothly woven together to help kids understand who God is and know His redemptive plan for all people.

1. The Bible
2. The Gospel
3. Character Words

KiDs Beach Club® curriculum is Bible-driven and character-based. Beginning with Bible content, we have developed a four-year cycle of Bible stories with a balanced selection between the Old and New Testaments each year. Each Bible story is then assigned to a character word that best compliments that story. Some character words are highlighted more frequently than others. We are intentional about weaving the gospel message into every KBC lesson and inviting kids to respond to Jesus.

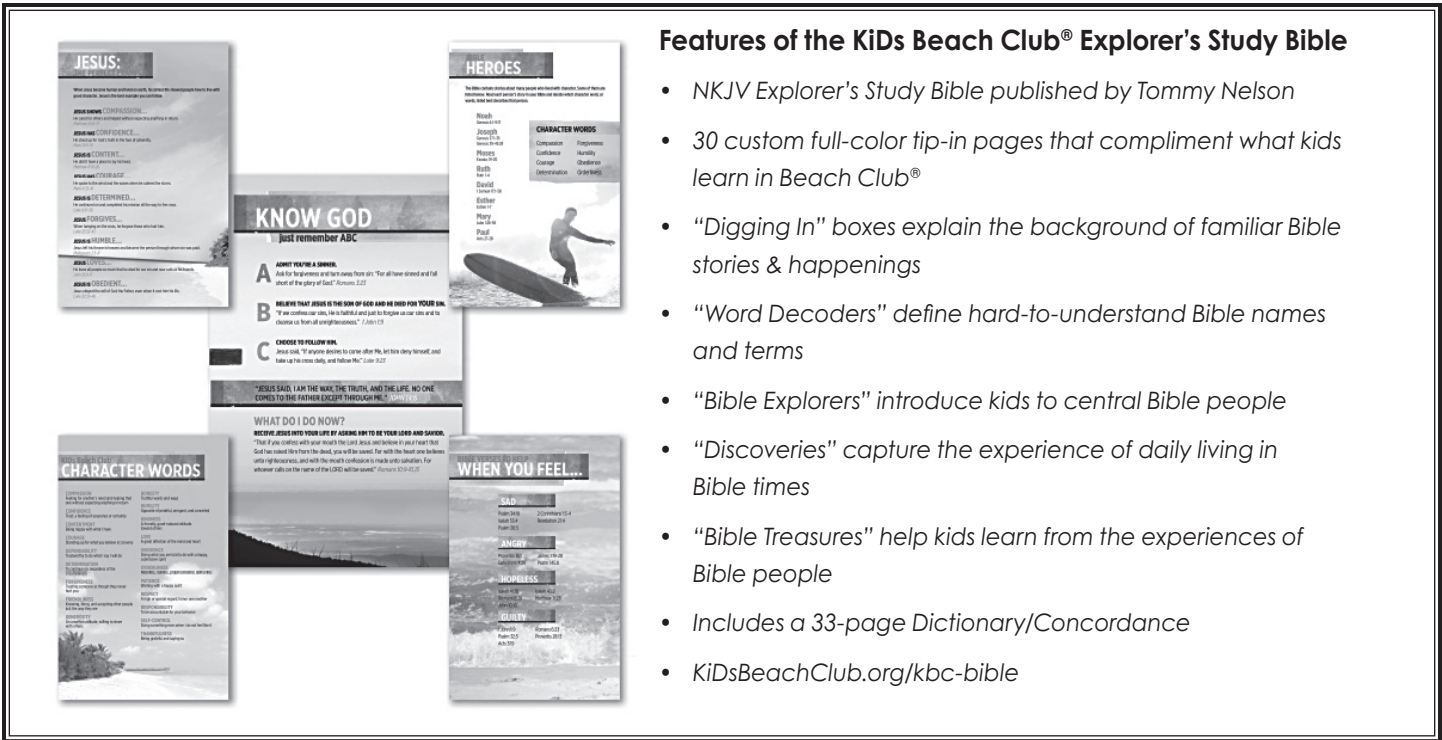
Every lesson provides a succinct teaching objective, such as “I can put my confidence in Jesus’ power” or “I can serve God with humility.” The teaching objective is the thing you want kids to walk away knowing each week. Everything you teach in club on a particular week should point to the teaching objective.

The Bible: God’s Word is a Treasure

KiDs Beach Club® is a place where kids hang out and find treasure... and that treasure is God’s word. The Bible is full of treasure from God and kids can discover the deep truths of this treasure as they spend more and more time learning God’s word. We want kids to dig deep into the word of God and practice applying it to their lives.

Things Kids Should Know About the Bible:

- The Bible is **GOD’S WORD** – 2 Timothy 3:16
- The Bible is **TRUE** – John 17:17
- The Bible **LASTS FOREVER** – Psalm 119:89, Isaiah 40:8
- The Bible is **PERFECT** – Psalm 19:7-8
- The Bible is **USEFUL** – Hebrews 4:12, 2 Timothy 3:16
- The Bible should **BE OBEYED** – Psalm 119:17, Matt 7:24-27
- The Bible tells us **GOOD NEWS** – Acts 8:35
- The Bible is for **EVERYONE** – 2 Peter 3:9



Features of the Kids Beach Club® Explorer's Study Bible

- NKJV Explorer's Study Bible published by Tommy Nelson
- 30 custom full-color tip-in pages that compliment what kids learn in Beach Club®
- "Digging In" boxes explain the background of familiar Bible stories & happenings
- "Word Decoders" define hard-to-understand Bible names and terms
- "Bible Explorers" introduce kids to central Bible people
- "Discoveries" capture the experience of daily living in Bible times
- "Bible Treasures" help kids learn from the experiences of Bible people
- Includes a 33-page Dictionary/Concordance
- KidsBeachClub.org/kbc-bible

Great Treasure Day

Great Treasure Day is the day where you give out free KBC Explorer's Study Bibles to every new student in your Beach Club®.

Great Treasure Day should be a special, memorable experience for your students. In the weeks leading up to your Great Treasure Day, build excitement for the kids. Invite parents, school administrators and church leaders to attend your Great Treasure Day. Let KBC know the date of your Great Treasure Day. Take pictures to celebrate with those who could not come.

"All scripture is given by inspiration of God, and is profitable for doctrine, for reproof, for correction, for instruction in righteousness that the man of God may be complete, thoroughly equipped for every good work." 2 Timothy 3:16-17

"I rejoice at Your word as one who finds great treasure."
Psalm 119:162

Character Words: Teaching God's Character to Kids

Teaching character words to kids produces moral kids who make right choices. That is good, but there is something better. Teaching character words through Bible stories allows God's word to transform a child's heart and makes an eternal impact as they are pointed to a Savior who loves them. Our desire is to teach kids about God's character and biblical truths in such a way that they are transformed from the inside by the power of Jesus Christ.

The character words taught in Beach Club® are based on the character qualities that have been identified and are being taught within the curriculum of many public schools. This is another way we show support to our public schools. Every week, we focus on an individual character quality and teach it to kids through stories from the Bible. We always focus on God's character and how we respond to Him and reflect who He is to others.

When Do People Come to Christ?

©Copyright 2017, Revised 2024. Kids Beach Club is a registered trademark. All rights reserved.

KiDs Beach Club® Character Words and Definitions

Character Word	Definition
COMPASSION	Feeling for another's need and helping that one without expecting anything in return
CONFIDENCE	Trust; a feeling of assurance or certainty
CONTENTMENT	Being happy with what I have
COURAGE	Standing up for what I believe in; bravery
DEPENDABILITY	Trustworthy to do what I say I will do
DETERMINATION	To continue on, regardless of the circumstances
FORGIVENESS	To release someone from the consequences of a wrong; does not hold a grudge
FRIENDLINESS	Knowing, liking, and accepting other people just the way they are
GENEROSITY	An unselfish attitude, willing to share with others
HONESTY	Truthful words and ways
HUMILITY	Opposite of prideful, arrogant, and conceited
KINDNESS	A friendly, good-natured attitude toward others
LOVE	A great affection of the mind and heart
OBEDIENCE	Doing what I am told to do with a happy, submissive spirit
ORDERLINESS	Neatness, tidiness, proper behavior, lawfulness
PATIENCE	Waiting with a happy spirit
RESPECT	To show a high or special importance to someone or something; honor one another
RESPONSIBILITY	To be accountable for my behavior
SELF-CONTROL	Doing something even when I do not feel like it
THANKFULNESS	Being grateful and saying so

The Gospel: Guiding KiDs Toward Jesus

When Do People Come to Christ?

Consider the example of Jesus and Nicodemus in John 3:1-21. It was the Holy Spirit that prompted Nicodemus to seek out Jesus. Jesus told him, "You must be born again."

People come to Christ after they have been convicted by the Holy Spirit, have a clear understanding of sin, and understand their need for a Savior.

People may have "labor pains" over time as they consider the truth of the gospel. Children may ask lots of spiritual questions, like what happens when we die, or questions about heaven or about baptism.

Conviction may cause a person's "water to break" as they move toward a point of decision. Sometimes, but not always, people show physical signs of spiritual conviction, such as crying, stomach aches without cause, or inability to sleep.

Developmental Consideration: Typical children in the KBC age group are still in the concrete-thinking stage. Children at this stage can think logically but have a difficult time with the abstract. Although they are literal at this stage, they are developing their own opinions and are able to see other people's point of view as well. Consider this way of thinking when discussing salvation with a child. For example, when you say, "to ask Jesus into your heart," you would need to explain that the term "heart" means a person's thoughts, emotions and desires.

When is a child ready for conversion?

The Bible does not offer one way of salvation for children and another for adults. The basics of salvation are the same regardless of age.

- "An assumption that we may safely make is that there is no right age of accountability." - Delos Miles
- Dr. Howard Hendricks, longtime professor at Dallas Theological Seminary, said, "The time of accountability is the moment of conviction when one is brought to a decision for or against Christ by the Holy Spirit."

Developmental Consideration: Adult leaders need to understand the spiritual background of their Beach Club® children in order to gain discernment in each child's perspective. A churched child will have head knowledge of spiritual and biblical questions, but will struggle with making their faith in Jesus their own instead of their parents'. A child from a religious background will need to answer questions regarding their understanding of Jesus and the truth of all of God's word. An un-churched child will not understand any of the Christian terms we use and need unfamiliar words defined.

“ Most of them [kids] don't have a church home and most of them hadn't heard about Jesus. We were the first opportunity to hear what love Jesus has for them. ”

Kathy Porter,
Richardson, Texas



The Basics for Conversion: Know the ABCs

ADMIT: **ADMIT** that you are a sinner and ask for God to forgive you.

- Sin is any choice we make against God and His ways.
- We sin because we are sinners; we are born with sin.
- Sin separates us from God because He is perfect and we are not.
- There is nothing we can do on our own to fix this sin problem.
- The Holy Spirit convicts us of sin (helps us to see our wrong choices), and then we desire to change.
- Romans 3:23, Romans 6:23, Romans 5:8

BELIEVE: **BELIEVE** that Jesus is the Son of God who died on the cross for your sin.

- Jesus has always been with God in heaven.
- Jesus came to Earth as a human and lived perfectly without any sin.
- Jesus died on the cross for all who would believe in Him.
- Jesus rose from the dead and now lives at the right hand of God the Father.
- John 3:16, 1 Corinthians 15:3-4, Acts 4:12

CHOOSE TO FOLLOW: God will call you by giving an openness of heart by the Spirit. God has given all people a way to be saved from our sin problem, and now you must make the decision to **CHOOSE TO FOLLOW** Jesus with all of your life.

- Your faith doesn't save you, but Who you put your faith in does. God saves anyone who puts their trust in Jesus.
- A believer must understand that, as Christians, we are to follow and God promises to lead.
- Romans 10:9-10, Ephesians 2:8, Acts 10:43

PRAYER: Ask Jesus to come into your life and be your Savior and your Lord. KiDs Beach Club® uses the phrase "Forever Friend" in order to get on the level of the child. Make sure children understand all possible phrases they may have heard and will hear, which are describing this same decision.

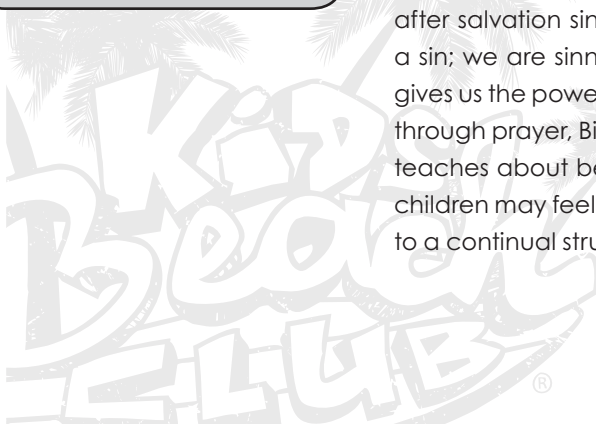
- "asking Jesus into my heart"
- "to follow Jesus"
- "for Jesus to be the boss or leader of my life"
- "for Jesus to be my Lord and Savior"
- "to be born again"

It is important for kids to pray their own prayer of commitment. Ask them to pray out loud so you'll know when it's your turn to pray. For an example of what to pray, they can use the prayer written out for them in their KiDs Beach Club® Explorer's Study Bible.

Developmental Consideration: Children need clear teaching that we will continue to sin after salvation since we are born with sin. We are not sinners simply because we commit a sin; we are sinners because that is how we are born. However, after salvation the Spirit gives us the power to conquer sin throughout our lives as we grow our relationship with Jesus through prayer, Bible reading and being with other believers. Understanding what the Bible teaches about being sealed with the Holy Spirit is also crucial. Without this understanding children may feel the need to continue to pray, asking Jesus to be their Lord and Savior due to a continual struggle and conviction of sin. Forgiveness is forever; confession is continual.

“ I definitely saw them (kids) being advocates for doing the right thing with the perspective of doing it to glorify God and not to just do the right thing. ”

Courtney Cain,
Mesquite, Texas



Spiritual Conversations with Kids

In every Beach Club®, kids should be given an opportunity to respond to what they've heard and be invited to make Jesus their Lord and Savior. These one-on-one conversations should be handled with care and led by the Holy Spirit.

1. Know WHERE you are going to GO with a child. Stay somewhere in the room. Have an "ABC Corner" allocated in your space so a child with questions knows where to find you. Never be alone with a child and out of sight of other leaders, even in a hallway.

2. Know WHAT you are going to USE with a child. Be prepared with visuals and decision counseling supplies. The KiDs Beach Club® Explorer's Study Bible contains a section titled "God Loves You and Has a Plan for Your Life" on the center tip-in pages. This makes having a plan easily accessible each and every week. The child will also know where to look when they are away from Beach Club® at home or school. Decision counseling and profession of faith supplies are available on the the Club Leader Tools page.

3. Know WHAT you are going to SAY to a child. Understand that it is not so much what you say, but rather how you listen and respond. Ask open-ended questions, like "why?" and "what?"

Reminders When Talking with Children

Remain calm and at ease. Don't be in a hurry. Be quiet and listen carefully to the child. Give the child plenty of time to think about what they want to say or how they want to answer your questions. Don't be afraid of silence.

Let kids express their desires in their own words. Accept the child and his ideas. The Holy Spirit will let you know if the child is "ready."

- You are not trying to persuade the child to endorse your view.

Refrain from showing approval. Kids want to make decisions that please you. Salvation is not about pleasing an adult, rather it is about turning to God. Put your body & emotions in neutral so as not to interfere with the Holy Spirit's prompting.

- Avoid the affirmative head nod
- Avoid expressions of "that's right" and "that's good"

Do not push a child to a premature decision. We serve a God who is patient, desiring none to perish. Some kids need more time to think in order to reach a decision and that's okay. The faith journey is a process and you can trust God to guide along the way.

Ask open-ended questions. Listen to the child's answers and be a facilitator of information. Answer the child's questions as simply and directly as possible.

Information Gathering Questions:

<i>Why did you come to talk with me?</i>	<i>NOT</i>	<i>Are you coming to accept Jesus?</i>
<i>What is sin? Have you ever sinned?</i>	<i>NOT</i>	<i>Do you know that you have sinned?</i>
<i>What can you tell me about Jesus?</i>	<i>NOT</i>	<i>Do you love Jesus?</i>
<i>What would you like to do now?</i>	<i>NOT</i>	<i>Do you want to ask Jesus into your heart?</i>

“ Each week we aim to present the gospel clearly. What we do each week really depends on what we feel the Spirit leading us to do. ”

Christy Fritts,
Bedford, Texas

Biblical Examples of Salvation

Mark 2:1-12: Jesus first forgives the paralyzed man then heals him to show his authority to forgive sin.

Luke 19:1-10: Zacchaeus' conversion shows the transformed actions of a man before and after encountering Jesus.

Acts 8:26-40: The Ethiopian man was baptized after his salvation as a testimony of faith in Jesus Christ.

Following Up After A Child's Decision

1. Inform your Club Leader/Church Coordinator of a child's decision. Use a "decision card" as a paper record of the child's decision. Remember, all the child's contact information is already in KiDs Online Management System™(KOMSTM).
2. Speak to parents as soon as possible. Ideally, connect with them when they pick up their child after club. If you don't see them, try to reach them that evening.
3. Instructions for Record Keepers on recording the child's decision and additional follow-up in KOMSTM is detailed in "Volume 3: Record Keeping Made Easy."
4. Work with the partnering church and parent on a follow-up plan to affirm the child's decision. Include **Jesus, Baptism and Me... Foundational Principles for Young Believers** as a resource to use within the plan.
5. In the weeks following a child's decision, connect with the child individually to affirm the decision, their understanding of baptism and suggest ways to grow in faith and to help solidify the commitment to Jesus.



Quick Tips for Managing Behavior

Identify Who is in Authority

The Club Leader: All volunteers are held accountable to the Club Leader. The Club Leader is held accountable to the Church Coordinator and KBC.

Surf Team Leaders: You have authority over your own surf team and are encouraged to re-enforce the rules in your surf team. There are times you may need to assist another Surf Team Leader but do it wisely. Respect each other's authority and decisions.

Children: Every child is under the authority of every adult volunteer. Children need to know the rules to establish healthy boundaries. By reviewing the rules every week, sometimes multiple times, they will catch on and model the behavior you are asking of them.

Considerations for Managing Behavior

Leaders must build relationships of trust and influence that speak to the core beliefs and affirm a child's identity in Christ.

Look beyond a child's behavior to the root cause. What might be happening in the child's home or classroom? Is the child receiving mixed messages about who to be and how to act?

Often it is less about adjusting the child's behavior and more about adjusting yours. How might you restructure your club or adapt your activities to connect more with kids?

Children know when you are not prepared and their behavior can reflect your lack of preparation. Know your responsibility and be ready to go as soon as the first child arrives.

Ask God to help you alter your perspective or negative attitudes so that you are in the best position to strengthen positive behavior patterns.

Children will likely respond with obedience when they know you love them, call them by name, and show them they are valued.

KiDs Beach Club® does not tolerate bullying. Both leaders and kids should treat each other with respect. If a bullying incident happens in club, immediately report to the school administration and KBC for advising.

How to Overcome Behavior Challenges

- Pray! Pray! Pray!
- Remain CALM when kids are not following directions.
- Remember to CONNECT with that child (eye contact, proximity, pat on the back or high five).
- Provide CHOICES to help empower the child and give him or her a voice.
- Give the child an opportunity to CORRECT his or her behavior.
- Affirm each child's identity in CHRIST.
- Pray! Pray! Pray!

Encourage Positive Behavior

- Praise a child who is obeying the rules (give extra treasure tickets).
- Avoid focusing on negative behavior.
- Redirect behavior by reminding the entire group what is expected.
- Ask or tell kids what you want them to do rather than saying don't do this or that.

Beach Club® Rules: The High Five!

1. Sit Up!
2. Look Up!
3. Listen Up!
4. Hands Up! (or to yourself)
5. HAVE FUN!

Kids with behavior challenges in Beach Club® likely have the same behavior challenges in other places too. Your Beach Club® kids understand rules, even when they break them. Think about how your heavenly Father loves you when you break the rules in your sin. Reflect that same grace to the kids in your club. Make Beach Club® a place that accepts every child and provides a place for all children to belong, while holding them accountable for right behavior.

You may be the only person giving positive messages to a child and their parents.

Adults, kids aren't the only ones who need to follow the rules. You set the example by following the rules yourself, including putting your phones away during club.

Leaders, if you bring your younger children with you to club, it is your responsibility to keep them from distracting and help them follow the rules. If you have very young children, especially a baby or toddler, it's best for you to secure a sitter or make other arrangements.

Ouch Reports

Inform parents of injury. Use it to record incidents where a child may have received a bump or bruise. In the event of a medical emergency, contact 911 and the child's parents immediately. You can complete the ouch report later.

Inform parents of behavioral problems. Help parents understand that while you want every child to attend club, you expect kids to behave in ways that promote safety, fun and learning. Communicate closely with parents about repetitive behavior problems and seek their advice on helping their child have a positive experience in Beach Club®.

When you complete an ouch report, be sure to keep a copy for your records and send KBC a copy as well.

Using the Ouch Report

Keep copies of the Ouch Report with you at every club. If you have a child that acts inappropriately then write out an Ouch Report as a warning. You may write an Ouch Report using the following guidelines:

1. Write out the form stating the inappropriate behavior.
2. Pull children aside to review the Ouch Report but maintain visibility so that you are not alone with the child. Make sure children understand that Beach Club® is a privilege and privileges can be lost. Affirm them and let them know you love them.
3. Let them know that if they choose to continue the inappropriate behavior you will give a copy of the form to their parents and to the principal. They may lose the privilege of coming back to Beach Club®.
4. Once they understand the consequences of their choices, they should sign the form.
5. You only need to make copies of this Ouch Report if you give copies to the parent(s) or take it to the principal. Signed copies will need to go to your club leader, parent(s), principal, church and KBC.

NOTE: Volunteers do not have the authority to remove a child from club. Whether or not a child should be dismissed from club is a joint decision between the club leader, church leadership, school administrator and KBC leadership.

Ouch report forms can be found on the Club Leader Tools page.

Ouch Report



What About Kids with Special Needs?

You will probably have kids in your club who have been diagnosed with ADHD or are on the Autism spectrum. Handle special needs kids and their families with care. Every child should feel welcome in your Beach Club®, but some may require unique attention and strategies to help them be successful.

Show love to the child.

God loves them unconditionally and you can too. Ask God to help you reflect His love when it's difficult.

Be proactive, not reactive.

Kids do better when they know what to expect. Give kids a heads up before a transition. Post a schedule so kids can know what happens next.

Partner with parents.

Let parents know that their special needs child is welcome in Beach Club®, but that you will need extra help from them to know how to handle outbursts, defiance, or other behaviors. Commit to working with parents toward their child's success in Beach Club®.

Adjust your behavior management strategies.

Typical strategies outlined in the previous section may not work for your special needs kids. It may take some trial and error to figure out how to help the child adapt to your Beach Club® schedule and activities. Be patient with the child and with yourself. It will be hard work but the payoff of the child experiencing Jesus will be worth it.

Talk to educators.

Ask the school counselor or the child's classroom teacher to share strategies that work in the classroom, then try to implement the same strategies in Beach Club®.

Celebrate successes.

Affirm kids when they have a good day, or even a good minute! Tell them what they did well and what you like about their behavior.

Finally...

If you encounter a child who is simply not adapting to Beach Club®, set up a kind and direct conversation with parents. You may need the parent to attend club with the child, or Beach Club® may be too overstimulating for a child with sensory issues. Always work toward maintaining a positive relationship with a parent and their child.

If a parent enrolls a child with severe or profound physical, mental or emotional needs, set up a one-on-one meeting with that parent. Lovingly explain that your team is made up of volunteers who are not equipped to meet their child's unique needs. Invite the parent to join their child in club or they may choose to provide a caregiver who can help their child have a great experience in Beach Club® to the best of their ability. Affirm your love and support and help the parent understand that God has a perfect plan for their special needs child.



Lifeguards: Supporting in Prayer

“ Without the prayer warriors we would not be as effective with planting the seeds of the gospel. The support through prayer is the most important thing. ”

Carolyn Britton
Lakewood Ranch, Florida

KiDs Beach Club® understands that God's power behind our ministry is achieved through prayer. We call our prayer team “lifeguards,” people who stand in the gap on behalf of our staff, our volunteers, our churches, our schools, our kids and their families.

“Therefore I say to you, whatever things you ask when you pray, believe that you receive them, and you will have them.” Mark 11:24

“If My people who are called by My name will humble themselves, and pray and seek My face, and turn from their wicked ways, then I will hear from heaven, and will forgive their sin and heal their land.” 2 Chronicles 7:14

“And take the helmet of salvation, and the sword of the Spirit, which is the word of God; praying always with all prayer and supplication in the Spirit, being watchful to this end with all perseverance and supplication for all the saints.” Ephesians 6:17-18

Ways you can lifeguard for KiDs Beach Club®

1. Set reminders on your daily calendar to pray for a specific group in the KBC community each day.

Sunday: Pastors

Monday: KBC Staff

Tuesday: Church Coordinators and Club Leaders


Wednesday: Beach Club® Volunteers

Thursday: KBC Donors and Corporate Sponsors

Friday: KiDs!

Saturday: Parents, siblings and families

2. Become a lifeguard at a particular school, committing to pray for that school by name.
3. Every time you drive through a school zone, use that as a reminder to pray for KiDs Beach Club®, thanking God for our legal access to teach the Bible in public schools and praying protection for our ministry in public schools.



Other Ways Lifeguards Can Support Local Clubs

- Possible volunteers/substitutes in Beach Club®
- Make phone calls/visits of children that profess Christ
- Ongoing invitation to Beach Club® families to be a part of their church/home group, etc.
- Financial support (i.e. candy, prizes, parties, t-shirts...)
- Recruit new volunteers for Beach Club®
- Convey prayer requests from Beach Club® to church staff, small groups, or Sunday School classes
- Organize visitation process
- Organize recruiting efforts
- Organize financial support

Volunteer Teams: The Key to Beach Club® Success

You as a Beach Club® leader are foundational to making your Beach Club® successful. God has called you to this ministry and your commitment should reflect that divine call. Beach Club® is designed around a team of volunteers working together. That means there are no lone rangers. You can support your Club Leader and your team in the following ways.

Be Prepared

Know your role and take time to adequately prepare. Your team is depending on you to do your part. Please don't depend on your Club Leader to do everything for you. Ask how you can help and take ownership for your position in club. The kids can tell how much time and effort you have put into preparation.

Attend training events and team meetings not only to improve your leadership but also to encourage your team members toward excellence.

Pray Up

Prayer is the power source for your Beach Club®. Spend time praying for the kids in your club, for the gospel to be proclaimed and for hearts to be transformed. Pray for the protection and safety of both kids and leaders. Pray for the school personnel, especially the teacher and staff in whose teaching space your club meets. The list of things to pray for is limitless.

Be Punctual

Your fellow leaders should count on you to be on time and ready to go. Arrive well before school is out so you are in place and ready to receive kids when the bell rings. Keep your assigned teaching segment within your allotted time. Stick around after club to help with cleanup and dismissal procedures.

Volunteer Screening, Training and Support

In order to serve in a Beach Club®, every volunteer must complete a volunteer background check annually.

Volunteer Background Check - REQUIRED FOR EVERY VOLUNTEER

Doing our part to stay above reproach with our partnering school districts, and in an effort to keep all children and volunteers protected and safe, all adult volunteers (age 18 and older) are required to complete a volunteer background check annually. Please note: You must use a desktop or laptop computer to complete the background check.

Volunteer Registration and Background Check Process

All volunteers must complete the easy 4-step process annually.

Go to KidsBeachClub.org/volunteers

Step 1 - Watch **Policies and Procedures** video and read the two documents:

KBC Child Protection Policy and **KBC Statement of Faith**

Step 3 - Complete and submit the **Volunteer Registration Form** and Acknowledgements

Step 4 - Remain on page to complete background check by clicking orange **National Background Check** button

The volunteer background check is only a starting point for volunteer training. Ministry in a school setting is much different than ministry in a church. KBC desires that every volunteer feel confident and well-equipped for Beach Club® ministry. We offer a variety of training options to help you achieve ministry success.

Teen Helpers

High school students ages 14-17 who wish to serve in a Beach Club® are called Teen Helpers. Teen Helpers may not lead their own surf team and do not count in the 1:10 adult-to-student ratio.

Basic Training

Come learn the nuts and bolts of Beach Club®. Basic Training is specifically designed for volunteers in newly formed clubs and new volunteers in existing clubs. Get a great start and set yourself up for success by digging into Beach Club® best practices like the elements of club, your role in club and what's unique about ministry in public schools.

Customized Training by KBC Field Team

KBC is available to meet one-on-one as needed with Club Leaders, Record Keepers or entire Beach Club® teams to provide specific training on any Beach Club® topic, like behavior management, sharing the gospel, Beach Club® best practices and more. Contact KBC directly to talk about your needs and customize a training for your volunteer team.



Online Training Videos

A library of free training videos that highlight all areas and roles in a Beach Club® are available to partnering church leaders and volunteers. Go to kidsbeachclub.org, click on the "login" tab in the top right corner. Scroll down and select "Video Training Portal." KBC will provide the partnering church with the password.

Networking and Club Visits

Some of the best training comes from seeing a Beach Club® in action. KBC can connect you with a club in your area and coordinate a personal visit. Check out the KBC Leaders and Volunteers Facebook page to see what other leaders are doing to get new ideas for your club and network with Beach Club® leaders who serve in other schools. KBC may also set up networking events for Club Leaders and specific volunteer roles. Take advantage of what is happening near you.

Follow KiDs Beach Club®

KiDs Beach Club® social media is always active with inspirational stories, ministry updates and important information you need. Be sure to like, follow and favorite KBC to keep up with how God is at work and so you don't miss a training tip or encouraging word.

Follow Us on Social Media at
@KiDsBeachClub



Hands-On Bible Learning

Your job as a leader is to give kids opportunities to be hands-on with their Bibles. Every week, kids should practice finding things in their Bibles. Help them get comfortable using the Bible. Be sure to jump in and help a child who might be struggling to find a verse or read a word. We want every child to feel successful in using their Bibles and gain life-long Bible skills.

If you have a large club, it may slow down your pace to wait for every child to find a verse. You can help by telling kids page numbers in addition to scripture references. Even better, during your Get Connected Time at the beginning of club each week, lead kids to find and mark that week's memory link and Bible story so they can turn to it quickly when directed to do so. Encourage every leader to actively help kids find pages in their Bibles.

Many kids have mobile phones with Bible applications. We recommend asking kids to keep phones in their backpacks during Beach Club® and use a hard copy Bible in club. Leaders, set the example for kids by putting your phones away during club.

“ It is an immense privilege to stand in an elementary school and give a Bible and show kids how to use their Bible, to teach from the Bible, and then encourage the kids to read it at home. ”

Stephanie Thames
New Home, Texas

“ The spiritual implications are huge because the kids are literally being taken from death to life. We saw several kids come to know the Lord last year. Obviously, that is going to have an impact in the classroom. ”

David Griffin
Forney, Texas

Teach from the Bible

When teaching a memory link or telling a Bible story, always read from the Bible rather than a poster or teaching guide. There is nothing wrong with making a large visual for kids to see, but reading from the Bible first helps kids connect your teaching to God. Keep your Bible open when you teach or tell a story in your own words. This simple visual helps kids see that it is God's word you are teaching.

Apply. Apply. Apply.

James 1:22 says, “Be doers of the word, and not hearers only, deceiving yourselves.” Kids need to understand that Christ's followers should obey God's word. As kids discuss in surf teams, talk about practical ways they can apply Bible lessons at home, at school, and in club. Give age-appropriate examples from your own experience. Challenge kids to live God's way and be sure to compliment kids when you see them apply Bible truths in practical ways.

Educate your school administration

Sometimes people simply don't understand the law about Bibles in schools. It is perfectly legal for a student to bring a Bible to school and read it at appropriate times, such as free reading time. Talking points for principals and school administrators are available from KBC.

Provide helpful Bible study tools

Highlighters: Guide kids to highlight each week's Memory Link. Choose highlighters that won't bleed through thin Bible pages. Map pencils work well, just make sure kids don't press hard enough to tear pages.

Bookmarks: Consider providing kids with a bookmark that promotes your children's ministry. Customized KBC bookmarks (Memory Link, Character Word, Books of the Bible) are provided on the Club Leader Tools page.

Customize kids' Bibles

In a crowd it can be hard to tell whose Bible is whose. Use the presentation page to write in kids' names or print names on a label and affix. Another option is to close the Bible and use a marker to write a name on the page edges. Give colorful bookmarks so kids' names stick out the top.

Be prepared

“Wait! I forgot my Bible!” You may want to keep a few extra Bibles on hand for kids to borrow when they forget to bring their own.

There are times when kids won't need to use their Bibles, such as during worship. Have a plan for where kids will keep their Bibles during times of non-use, such as against room walls, or in their surf team area.

Offer rewards


If you give out beach bucks or treasure tickets, include ways to earn tickets that involve the Bible, such as bringing their Bibles to club, completing “Hang 10” pages or learning the books of the Bible in order.



School/Church Partnerships

KiDs Beach Club® is a connector that builds bridges between churches and schools to benefit whole communities. We know our schools have been charged with a high calling to not only educate, but to feed, provide basic necessities, and in many cases, raise the next generation. Your Beach Club® can be a blessing to your school campus in the way you love students and support administrators, teachers and faculty.

Under the Equal Access Law, KiDs Beach Club® secures contractual agreement with school districts. In these relationships, volunteers like you provide a safe learning environment to teach children that their lives have purpose and meaning through God's design. Your volunteer support shows your school community that you and the partnering church value them as individuals, changing the culture of the entire school.



Above and Beyond

What is expected of you in your role in Beach Club®? Be there, be on time, be ready to teach, teach with excellence, and so on. What's unexpected? The things you do that are not in your job description are the things that take both your club and the relationships with your students to the next level. That's what we mean by going above and beyond.

Above and beyond does not have to mean bigger and better. It does not have to be an extra expense to you or your church. What it does mean is going beyond the basics of Beach Club® to help families, kids and school staff experience the power and love of Jesus.

Above and Beyond with your School

Involve the school faculty and staff in Beach Club®. Let the school know that you are all on the same team, working together to help kids be all they can be. Use Beach Club® as an opportunity to show love and minister to the administrators and teachers who are working daily to positively impact kids.

Ideas:

- Ask the principal if teachers can volunteer.
- Give the principal and counselor your character words for the year.
- Invite the principal to special days, such as Great Treasure Day.
- Leave goodies in the teacher's lounge.
- Donate a gift card, equipment or supplies to the teacher whose room you use weekly.
- Give your principal a KBC t-shirt.
- Donate a KBC Bible to the school library.
- Host a booth at the annual school carnival.

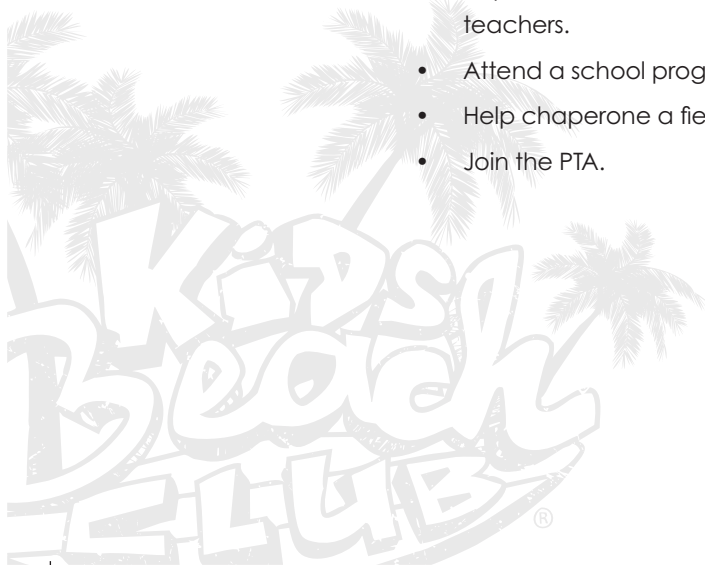
Build deeper relationships by becoming more involved on your school campus. Be visible on campus and get to know the school faculty in addition to the kids. Investing your time shows them you care about them.

Ideas:

- Eat lunch or breakfast at the school with the kids in your surf team.
- Pop into the teacher's lounge just to give a word of encouragement or pray for teachers.
- Attend a school program or event.
- Help chaperone a field trip with your grade level kids.
- Join the PTA.

“ In our involvement (with KBC) we have seen incredible opportunity, not just to take the gospel to children in our area at a school but we've also just seen an opportunity to connect with our community in a deeper way. ”

Fred Schackelford
Ellendale, Tennessee



Above and Beyond with Kids

Help kids see beyond themselves by serving someone else and participating in service projects. Recognize that kids have something to contribute and can make a difference by serving others.

Ideas:

- Lead kids to pray for their teachers and write encouraging notes to them.
- Participate in an international shoe box gift ministry. Let each surf team pack a box. Each child could bring one item to contribute. Direct them to write a note to the child and put in the box.
- Collect canned goods and dry food staples for your local food pantry.
- At the end of the year, lead younger clubbers to pray for those who are graduating onto middle school.

Teach kids to be leaders by giving them club responsibilities and allowing them to take ownership of their Beach Club®.

Ideas:

- Assign a kid to take attendance in your surf team (double check with a head count for your group).
- Allow older kids to help with worship by letting them lead the motions.
- Assign a different kid each week to open/close in prayer.
- Ask a kid to read verse from the Bible.
- Above and Beyond with Families

Communicating with parents is key. We want parents and legal guardians to see that we not only care about their child but we care about them as well. Show them that your church wants to walk alongside them and do life together. Work to build relationships with them by simply getting to know them. Host a special event at your church to welcome Beach Club® kids and their families.

Ideas:

- Send an email each week to parents with the verse, story reference and character word. Let them know you're praying for them.
- Connect with parents during pick up by going out to their cars to meet them.
- Host a family movie night at your church. (One church has a local theater that donates an evening/afternoon to KBC families to attend and the church buys them popcorn.)
- Invite KBC kids and their families to a pancake breakfast before church.

Always invite kids to events and programs happening in your partnering church's kids' ministry both during the school year and in the summer months.



Federal Child Protection Definitions and Laws

The KiDs Beach Club® Child Protection Policy has been established to protect all children as well as the organization from harm. It is the desire of KiDs Beach Club®, herein referred to as KBC, to establish guidelines that, when followed, will lead to a safe environment for the physical and emotional well-being of all children participating in Beach Clubs®. It is KBC's goal to inform workers and enforce policies that ensure all children are safe and protected from harm while attending scheduled activities.

Additionally, since claims of sexual misconduct are often made against the agent of the organization, either employed or volunteer, as well as the organization they represent, it is vital to clearly define expectations and guidelines for all volunteers as it relates to child protection.

Future revisions to this policy may be made with the authorization of the CEO, his designees, and/or the Board of Directors.

Child Abuse

Definition of child abuse or neglect as defined by the Federal Child Abuse Prevention and Treatment Act (CAPTA) (42 U.S.C.A§ 5106g), as amended by the CAPTA Reauthorization Act of 2010:

1. The term "Child" means a person who has not attained the lesser of
 - a. The age of 18; or
 - b. Except in the case of sexual abuse, the age specified by the child protection law of the state in which the child resides.
2. The term "child abuse and neglect" means, at a minimum, any recent act or failure to act on the part of a parent or caretaker, which results in death, serious physical or emotional harm, sexual abuse or exploitation (including sexual abuse as determined under section 111), or an act or failure to act which presents an imminent risk of serious harm.

Sexual Misconduct

Sexual misconduct claims include all crimes involving sexual conduct under both the Federal and individual State Penal Codes. They include but are not limited to indecent exposure, indecency with a child, and sexual assault, including rape. They also include conduct that may not violate a penal statute but is still deemed sexually oriented, such as sexual harassment and sexual suggestion.

Duty to Report

Any person who learns of or has cause to believe that a child's physical or mental health or welfare has been or may be adversely affected by abuse or neglect by any person is by definition a "mandatory reporter" and as such must report that belief to a local or state law enforcement agency. (See page 30)

An oral report must be made immediately upon learning of the abuse or neglect or the likelihood of abuse or neglect. A written report must be made within five days to the same agency or department.

The report shall be non-accusatory, meaning the identity of the victim of the abuse or neglect must be identified but the person making the report is not required to speculate as to the person who committed the abuse or neglect.

Liability for Failure to Report

A person failing to report child abuse or neglect commits a crime, punishable by fine and confinement, depending on the state penal code. Additionally, a person who is the victim of child abuse and his or her family may bring a civil claim against the organization and/or its agent (the person who failed to report the crime) as required by law.

Immunity

A person making a report or assisting in the investigation of a report of child abuse or neglect is immune from liability, either civil or criminal, that might be incurred. This means that a person who reports child abuse and is later sued by any of the parties including the parents of the child or the accused perpetrator of the crime, can defend themselves on the basis that their actions were absolutely protected by this immunity statute and the reporter should not be liable for damages relating to the reporting.

Clergy Privilege

Clergy-Penitent Privilege provides that communications between clergy and an individual consulting with him or her for the purpose of seeking spiritual advice in the clergy's professional capacity is considered privileged.

There is however in some jurisdictions, an express exception which provides that the privilege disappears in the event the clergy member learns of child abuse or neglect, and the clergy is required to report the information to authorities under the child abuse reporting statute.

Organization Liability

A non-profit is liable to civil action if, as an employer, it failed to make inquiries of past employers (where names and addresses have been disclosed) who employed the employee within the last five (5) years, concerning the possible occurrence of sexual exploitation by the employee.

KiDs Beach Club® Child Protection Policy

1. Goal

It shall be the goal of KiDs Beach Club® to provide a safe environment for the physical and emotional well being of all children participating in Beach Clubs®. KBC's goal is to inform workers and enforce policies to ensure that all children are safe and well protected while attending scheduled activities.

Future revisions to this policy may be made with the direct authorization of the CEO, his designees, and/or the Board of Directors.

2. Definition of "Child / Children"

The term "child" or "children" shall include all persons under the age of eighteen (18) years.

Selection and Screening Process

3. Pre-Employment Procedures for Paid and Volunteer Workers

It is the goal of KiDs Beach Club® to adequately screen the applications of persons desiring to work with children participating in all child-related programs. All workers, paid or volunteer, must complete a background check and submit authorization to a screening process. Online background checks will be processed and stored by a third-party screening firm. If KiDs Beach Club® learns of false, misleading, or amended information on an application that could cause potential danger to children or liability to KiDs Beach Club®, that person will be terminated from their role in the organization.

4. Volunteers Must be Members in Good Standing in a Local Church

All volunteers who work with children should first be in good standing with a local church. All volunteers who are not members of the partnering church should be vetted by the pastor or staff member of the sponsoring church. Under certain circumstances, an exception to this rule may be authorized by the CEO of KiDs Beach Club®.

5. Classification of Workers

In order to screen appropriately and according to their responsibilities, KiDs Beach Club® shall place all volunteers and workers into two categories: Primary and Secondary. These terms refer to the relative levels of responsibility and risk, not to the ages of the children being served.

Primary Workers:

All paid staff members and all contractors of KBC are classified as primary workers and should meet the primary workers screening standards.

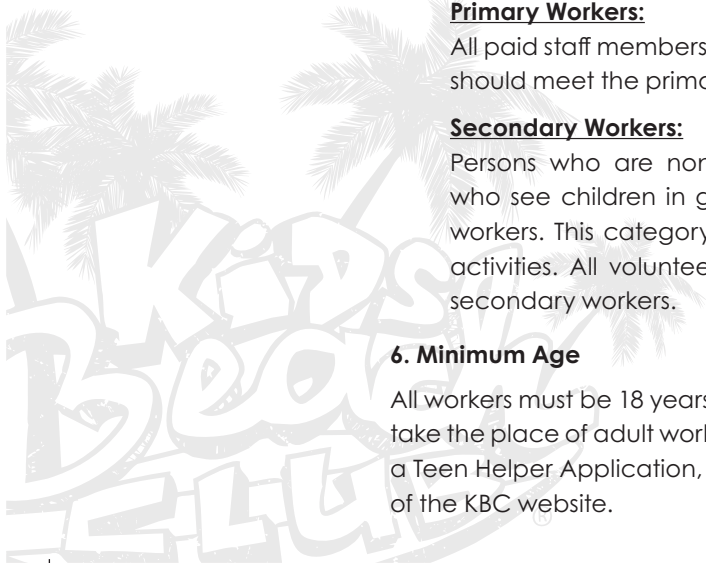
Secondary Workers:

Persons who are non-paid and agree to volunteer with children (i.e., volunteers who see children in group settings on school premises) are classified as secondary workers. This category may also include parents of participants who help supervise activities. All volunteer workers under the age of eighteen (18) will be considered secondary workers.

6. Minimum Age

All workers must be 18 years of age or older. Younger persons may assist adults but may not take the place of adult workers or volunteers. Volunteers under the age of 18 must complete a Teen Helper Application, which is available to download on the Club Leader Tools page of the KBC website.

In order to serve in a Beach Club, every volunteer must complete the KBC volunteer background check annually.



7. Application Process

Volunteers must complete the Volunteer Application Process by following a 4-step online process found at KiDsBeachClub.org/volunteers. The KBC corporate office will process volunteer applications, background checks, and monitor the screening process. Online background checks will be processed and stored by third-party background screening firm.

KiDs Beach Club® keeps confidential all information received in the applicant selection process. Such information will be stored with access afforded only to appropriate staff on a need-to-know basis.

8. References

The KBC administrative staff in charge of the enlistment of personnel will check at least three references for each Primary Worker applicant. Reasonable inquiry into the character of Secondary Worker applicants will be completed if deemed necessary. References may be checked by phone, mail or in person.

9. Survivors of Child Abuse

KiDs Beach Club® recognizes that survivors of childhood sexual or physical abuse need the love and acceptance of KBC family. KiDs Beach Club® also recognizes that the experiences of these survivors of childhood sexual or physical abuse and recovery stage may be pertinent to their work with children. It is the desire of KiDs Beach Club® to assist and care for survivors of abuse as well as fulfill the obligation to protect the children entrusted in our care.

10. Confidential Interviews

All Primary applicants desiring to work with children must be interviewed for suitability for the work they desire to do. Interviews are conducted by the KiDs Beach Club® Human Resource staff or appropriate supervisor for the position in which the applicant will work. A panel interview may also assist in the selection process. The KiDs Beach Club® policy concerning prevention and response to child abuse and neglect must be discussed, reviewed, and acknowledged prior to the applicant beginning work with children.

11. Criminal Background Check

An online criminal background check and sex offender registry check is required for all children's worker positions (both Primary and Secondary) over the age of 18. **No one will be allowed to work with children who has been convicted of a crime involving misconduct with children or other acts of moral turpitude.**

KiDs Beach Club® will contract with a third party criminal background screening firm to conduct criminal background checks. The background checks are run through a national database and includes either social security numbers or driver's license numbers. If a negative report is received, the appropriate KBC staff member and key church contact will be notified.

12. Vehicle Safety

Primary workers who drive a privately-owned vehicle for conducting Beach Club® business must maintain a valid driver's license, be able to provide proof of insurance if asked, and must comply with all other KBC transportation policies. KiDs Beach Club® insurance policies do not cover transporting children.

13. Acknowledgement of KBC Policies

All workers must acknowledge that they understand the KiDs Beach Club® policies pertaining to the protection of children and agree to abide by them. This requirement will be met by having volunteers watch the online *Policies and Procedures Video* and by signing the online Agreement Form, indicating that they understand and agree to abide by the KBC Child Protection Policy.

Supervisory Requirements for All Persons Working with Children at KiDs Beach Club®

It is the policy of KiDs Beach Club® to provide adequate supervisory control of persons working with children participating in all KiDs Beach Club® programs. The following regulations shall be applicable to all Primary and Secondary workers having contact with children participating in all KiDs Beach Club® programs:

Keeping Kids Safe

- Be prepared before kids arrive
- Two adult rule - never be alone with a child
- Stay where other leaders can see you
 - Have an organized plan for dismissal
 - Two adults stay until the last child is picked up
 - Don't give kids a ride home

14. Safety of Children

It is the responsibility of all persons having contact with children participating in a Beach Club® to promote the emotional and physical safety of the participants, giving regard to all known factors and circumstances. If in the opinion of the worker an unsafe condition exists, such worker shall immediately take appropriate precautions under the circumstances to protect all children. Nothing contained in any other KiDs Beach Club® policy, procedure, or instruction shall be construed to relieve persons having contact with children from this responsibility.

15. Two-Adult Rule

A minimum of two workers will be in attendance at all times when children are being supervised during a KiDs Beach Club® activity, regardless of the number of participants, location or the activity. These two adults cannot be related to one another. At no time should an adult ever be in a room or an enclosed area alone with a child.

When situations arise where a child needs to be in a different location than the larger group (restroom, decision counseling, etc.) a three-person rule may be employed to accommodate the temporary need. The three-person rule should always include at least one adult.

16. Observation of Children

Club activities for children should be scheduled in areas visible from adjoining areas. Such visibility will be maintained by leaving curtains and blinds open, and wherever possible, by leaving the door to the room open. Reasonable exceptions to this rule may be made by the Club Leader in charge, provided two unrelated workers are always present in the room.

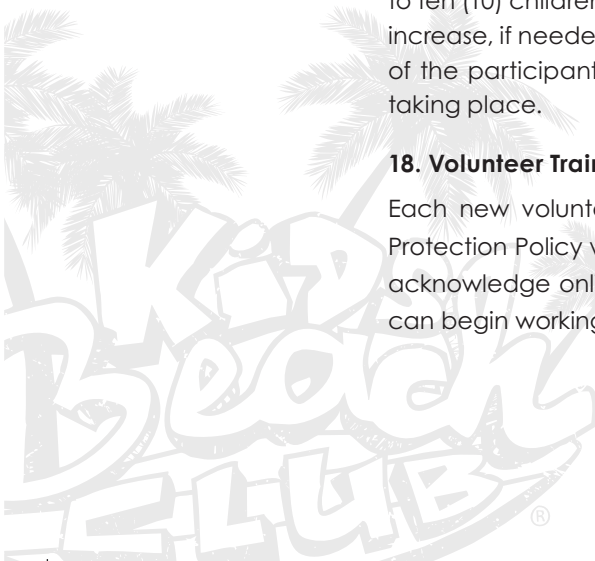
At no time will an adult meet alone with a child in any room where the door is closed or in an area where they cannot be seen.

17. Ratio of Workers to Children

As it relates to the supervision of children, it is required that a reasonable ratio of one (1) adult to ten (10) children be always maintained. The ratio of one (1) adult to ten (10) children may increase, if needed, giving due regard to all factors present, including the number and age of the participants, the nature of the activities, and the location where the activities are taking place.

18. Volunteer Training

Each new volunteer will be required to sign and agree to the terms of the KBC Child Protection Policy which contains the legal definition of child abuse and neglect. They must acknowledge online that they have received, read and agree to abide by it before they can begin working with children.



19. KiDs Beach Club® Staff Oversight

The KiDs Beach Club® staff member responsible shall coordinate with the respective Club Leader to ensure the ongoing supervision of all workers. This may include regular unannounced on-site Beach Club® visits.

20. Awareness of Policy

Annual trainings shall be conducted by KiDs Beach Club® or its representatives and will include the review of the definition of Child Abuse and Neglect, as defined by law, as well as the KiDs Beach Club® policy concerning these crimes. These reviews can be conducted at least once a year and following each change in or addition to such policies. Trainings can be conducted with volunteers individually or in group sessions. Each volunteer shall acknowledge receipt of the *Child Protection Policy* prior to the time they begin working with children. Each volunteer shall acknowledge participating in the periodic review of the KiDs Beach Club® policies and procedures. KiDs Beach Club® shall electronically retain and store all acknowledgements.

21. Child Pick-Up

Children are permitted to leave the KiDs Beach Club® activity area at the conclusion of the scheduled activity, as designated by parental permission on the Student Registration Form. If a child is not picked up by their parent or guardian on time, the child will be kept by the Secondary workers where safe supervision can be continued until the parent or guardian is located and/or local authorities have been contacted.

22. Reporting Policy

It is the policy of KiDs Beach Club® to report any incident of child abuse or neglect toward any child in a Beach Club®. The following guidelines should be followed by all workers and will be taken by KiDs Beach Club®:

Reporting & Responding to Alleged Child Abuse or Neglect

- a. Do not treat any suspicion as frivolous.
- b. Report all suspicious activity immediately to Club Leader or KBC staff member.
- c. If an allegation against a volunteer occurs, the Key Church Contact, together with the Club Leader in charge should suspend the accused worker from the performance of duties involving children until an official investigation has been completed.
- d. All workers agree to cooperate fully with law enforcement officials.
- e. If an allegation against a worker occurs, the CEO or designated agent will communicate with victim and victim's family regarding the steps being taken in the investigation as well as continue to update the family on the status of the investigation. If child abuse is confirmed, the KiDs Beach Club® CEO (with assistance from legal counsel) will discuss with the victim's family what action they would like to take and will fully cooperate to address their requests within the bounds of a legal and prudent response.

Photos & Video

Child registration forms contain a disclaimer giving permission for photos or videos unless a parent or guardian indicates otherwise. Use discretion when posting to social media and never post a child's full name online. Copies of the KBC privacy policy are available upon request.

Ouch Reports can be found in the Club Leader Tools section of the KBC website. They inform parents of injuries or behavior problems.

- f. If an instance of child abuse is confirmed, KiDs Beach Club® will immediately dismiss the suspended worker from his/her position, as termination is appropriate under the circumstances.
- g. In instances where a thorough investigation results in inconclusive findings, KiDs Beach Club® will take additional action, based on the advice of law enforcement officials depending, the strength of the evidence available, and after consideration of the victim/victim's family requests.
- h. Upon advice of legal representation, the CEO will determine the amount of information he believes is appropriate to relate to the KiDs Beach Club® organization.

23. Reporting Obligation

Any person having cause to believe that a child's physical or mental health or welfare has been or may be adversely affected by abuse or neglect becomes a "mandatory reporter" and must, by law, report the person's belief. Non-accusatory reports that identify the victim must be made to the local or state law enforcement agency or reporting agency, regardless of whether the person responsible for the abuse is known.

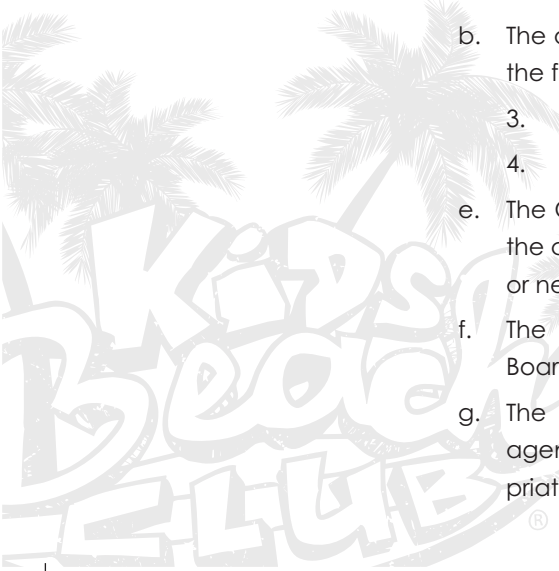
- a. An oral report must be made immediately on learning of the abuse or neglect.
- b. The KiDs Beach Club® Headquarters must be notified within one (1) business day.
- c. A written report must be made within five (5) days to the same government agency.
- d. All reports must contain the name and address of the child, the name and address of the person responsible for the care of the child and any other pertinent information.
- e. The oral and written reports are required by law. This entire reporting policy is required as a condition of participation for both Primary and Secondary workers. (See page 24)

Ouch Report

24. Reports Required

Any worker of KiDs Beach Club® who has cause to believe that a child's physical or emotional health or welfare has been or may be adversely affected by abuse or neglect shall report that belief according to the following procedure:

- a. The worker shall report such belief to the KiDs Beach Club® headquarters and/or a member of the school staff and must complete an Incident Report. (#25 below.)
- b. The designated KiDs Beach Club® staff member will immediately report to one of the following:
 - 3. The local Police Department
 - 4. The State Protective Services hot line
- e. The CEO of KiDs Beach Club® or the designated agent will notify the parents of the child, unless the parent is the person is the suspected responsible for the abuse or neglect.
- f. The CEO of KiDs Beach Club® or the designated agent, in consultation with the Board of Directors will notify the appropriate legal counsel.
- g. The CEO of KiDs Beach Club® or the designated agent, will notify the insurance agent of KiDs Beach Club® that an abuse report has been filed with the appropriate local or state agency.



25. Incident Report

The person filing an Incident Report should be prepared to include the following information:

- i. The name and address of the child.
- j. The name and address of the person responsible for the care, custody, or welfare of the child.
- k. Any other pertinent information concerning the alleged or suspected abuse or neglect.

26. Confidentiality

All reports of child abuse or neglect shall be held in absolute confidence. No person shall communicate any information concerning the alleged event to any person, except as necessary to follow the protocol detailed herein or cooperate with any official investigation. Any breach of this confidentiality by a Primary worker of KiDs Beach Club® shall be cause for immediate termination.

The CEO of KiDs Beach Club®, in consultation with the official conducting the investigation, may authorize limited disclosure, if necessary, to protect additional children, particularly where the person responsible for the alleged abuse cannot be identified. In no case shall the identities of the victim or the accused person be disclosed, except as required by law.

27. Investigation of Alleged Abuse or Neglect

No person shall attempt to conduct a detailed investigation either through examination or interrogation of the child, the accused person, or an eyewitness. It is acceptable to obtain a reasonable amount of information to have cause to believe a child has been abused or neglected.

Interviews shall be conducted only by authorized officials of the agency to whom the suspected crime has been reported or, when appropriate, by legal counsel or persons representing KiDs Beach Club® in an official capacity. All Primary and Secondary workers of KiDs Beach Club® shall cooperate with the official investigation as requested.

28. Suspension of Duties

A KiDs Beach Club® primary or secondary worker accused of child abuse or neglect will be suspended from all Beach Club® related duties involving children, including any and all activities related to a Beach Club®.

For a primary worker accused of child abuse or neglect, the individual will be suspended on 'paid leave' until an investigation is completed. The removal of duties should occur in such a way that an innocent person is not immediately deemed guilty. If the allegation is determined to be unsubstantiated, the primary worker can return to work. The KBC board of directors is not authorized to conduct an investigation, but they are allowed to monitor any such investigation and receive confidential information concerning the incident, as needed, to determine issues concerning continuation of employment and compensation. If the allegation is determined to be unsubstantiated, the primary worker can return to work. The KBC board of directors is not authorized to conduct an investigation, but they are allowed to monitor any such investigation and receive confidential information concerning the incident, as needed, to determine issues concerning continuation of employment and compensation.

29. Appropriate Counseling and Care

The assigned KiDs Beach Club® staff member shall encourage and assist the child and the parents in securing appropriate counseling, care, and support. If the alleged abuse or neglect involves a Primary worker of KiDs Beach Club®, the assigned staff member shall encourage and assist the victim / victim's family in securing appropriate pastoral care and support, including third-party counseling, being mindful of the potential for a conflict of interest.

All persons shall act toward the child, the parents, and the accused in accordance with the principles of Christianity at all times.

30. Preservation of Records

Copies of all documents relating to an alleged event of abuse or neglect, including a list of all persons known to be present or in the vicinity, shall be transferred to the KiDs Beach Club® CEO, his designee, or the KiDs Beach Club® Board of Directors. The documents will be reviewed to determine they have been completed fully and in accordance with the KiDs Beach Club® Child Protection Policy. If any documents are missing, a written notation shall be made, and the documents will be transferred to the KiDs Beach Club® headquarters and/or CEO, who shall retain them until advised that all criminal and civil investigations and actions have been completed.

31. Liaison with the Community

The CEO of KiDs Beach Club® will appoint a designated Communications Lead who will serve as sole access to the media for all matters related to KiDs Beach Club®.





You are a part of something big! As a Beach Club® volunteer, you lay the ground work to help students understand what a big deal it is to have their very own KBC Explorer's Study Bible and when Great Treasure Day arrives, you get to hand a Bible to every new student in your Beach Club®.

Would you consider a monthly recurring gift of \$20 to purchase one KBC Explorer's Study Bible per month? You are a part of an incredible army of Beach Club® volunteers and imagine the impact for the kingdom if every volunteer were to band together for this cause? This would Connect KiDs to Christ by Putting Bibles in their hands for years to come!

To start your monthly recurring gift of \$20, simply go to kidsbeachclub.org/bibles.

Thank you for your faithful service and support of KiDs Beach Club®. Together we are making Jesus Cool at School!®



#MyKBCStory

Share Your Beach Club® Stories with Us!

At KiDs Beach Club® we are grateful for you and are excited to hear how the Lord is working through you in your Beach Club®. Hearing your experiences and stories not only inspires us in the corporate office but encourages others who are part of our amazing team of nearly 2,900 volunteers and more than 20,000 parents and supporters.

As the Lord provides powerful moments in Beach Club®, please take a moment to share them with us at stories@kbcmail.org

Our desire is to not only showcase you and the kids in your club but to show our amazing donors and supporters how their prayers and financial gifts are resulting in life-changing experiences in communities and public schools across the country.

We have many avenues to share your great stories with thousands of our KBC friends:

- KBC Blog on our website KiDsBeachClub.org/blog
- Surf Report E-News KiDsBeachClub.org/surf-report-newsletter
- Social Media Channels with Follow @KiDsBeachClub





KiDs Beach Club®

Mailing Address
P.O. Box 635
Eules, TX 76039

Shipping/Physical Address
404 Racquet Club Blvd.
Bedford, TX 76022

Main: 817-510-5885
Support: 817-789-6297

kidsbeachclub.org

Follow @KiDsBeachClub



© Copyright 2024. KiDs Beach Club® is a registered trademark. All rights reserved.

